



**MADANAPALLE INSTITUTE OF TECHNOLOGY & SCIENCE**  
(UGC-AUTONOMOUS INSTITUTION)  
Affiliated to JNTUA, Ananthapuramu & Approved by AICTE, New Delhi  
NAAC Accredited with A+ Grade, NIRF India Rankings 2024 - Band: 201-300 (Engg.)  
NBA Accredited - B.Tech. (CIVIL, CSE, ECE, EEE, MECH, CST), MBA & MCA



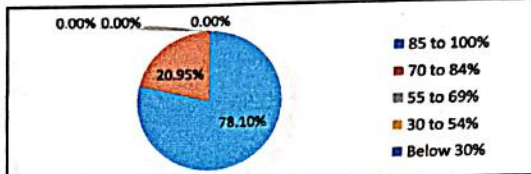
**DEPARTMENT OF CIVIL ENGINEERING**

**Feedback on Student Satisfaction Survey (SSS) on Teaching Learning Process for AY 2022 - 2023**

Total N.o of Responses: **105**

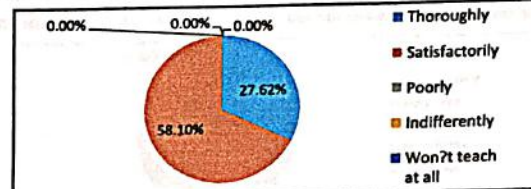
**1 How much of the syllabus was covered in the class?**

Syllabus	Count	Percentage
85 to 100%	82	78.10%
70 to 84%	22	20.95%
55 to 69%	0	0.00%
30 to 54%	0	0.00%
Below 30%	0	0.00%



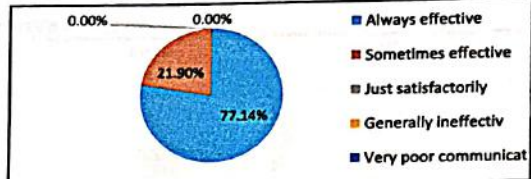
**2 How well did the teachers prepare for the classes?**

	Count	Percentage
Thoroughly	29	27.62%
Satisfactorily	61	58.10%
Poorly	0	0.00%
Indifferently	0	0.00%
Won't teach at all	0	0.00%



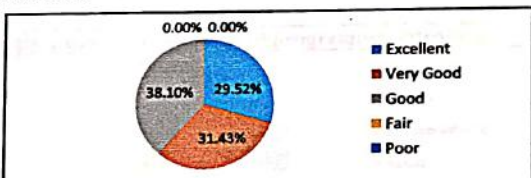
**3 How well were the teachers able to communicate?**

	Count	Percentage
Always effective	81	77.14%
Sometimes effective	23	21.90%
Just satisfactorily	0	0.00%
Generally ineffectiv	0	0.00%
Very poor communicat	0	0.00%



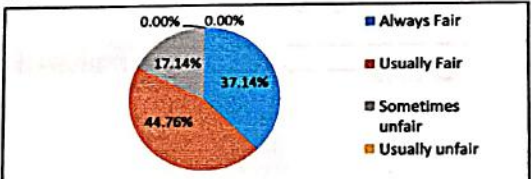
**4 The teacher's approach to teaching can best be described as**

	Count	Percentage
Excellent	31	29.52%
Very Good	33	31.43%
Good	40	38.10%
Fair	0	0.00%
Poor	0	0.00%



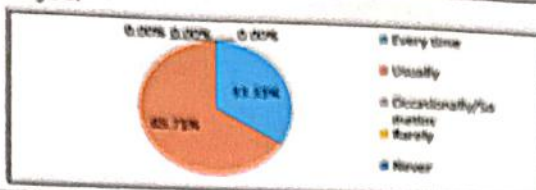
**5 Fairness of the internal evaluation process by the teachers**

	Count	Percentage
Always Fair	39	37.14%
Usually Fair	47	44.76%
Sometimes unfair	18	17.14%
Usually unfair	0	0.00%
unfair	0	0.00%



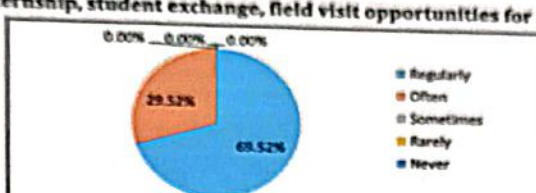
6 Was your performance in assignments discussed with you?

	Count	Percentage
Every time	35	33.33%
Usually	69	65.71%
Occasionally/Sometim	0	0.00%
Rarely	0	0.00%
Never	0	0.00%



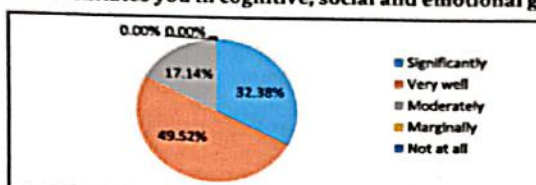
7 The institute takes active interest in promoting Internship, student exchange, field visit opportunities for students.

	Count	Percentage
Regularly	73	69.52%
Often	31	29.52%
Sometimes	0	0.00%
Rarely	0	0.00%
Never	0	0.00%



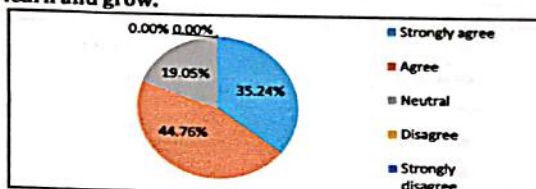
8 The teaching and mentoring process in your institution facilitates you in cognitive, social and emotional growth.

	Count	Percentage
Significantly	34	32.38%
Very well	52	49.52%
Moderately	18	17.14%
Marginally	0	0.00%
Not at all	0	0.00%



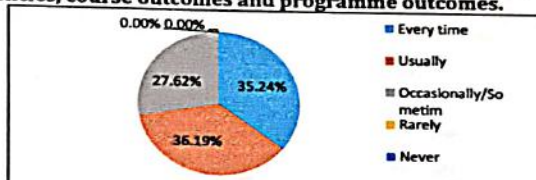
9 The institution provides multiple opportunities to learn and grow.

	Count	Percentage
Strongly agree	37	35.24%
Agree	47	44.76%
Neutral	20	19.05%
Disagree	0	0.00%
Strongly disagree	0	0.00%



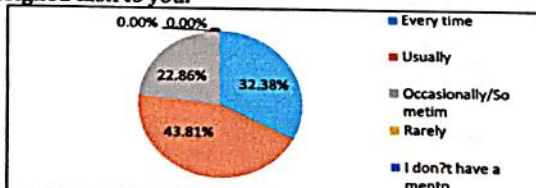
10 Teachers inform you about your expected competencies, course outcomes and programme outcomes.

	Count	Percentage
Every time	37	35.24%
Usually	38	36.19%
Occasionally/Sometim	29	27.62%
Rarely	0	0.00%
Never	0	0.00%



11 Your mentor does a necessary follow-up with an assigned task to you.

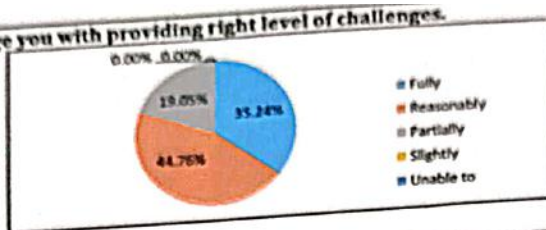
	Count	Percentage
Every time	34	32.38%
Usually	46	43.81%
Occasionally/Sometim	24	22.86%
Rarely	0	0.00%
I don't have a mento	0	0.00%





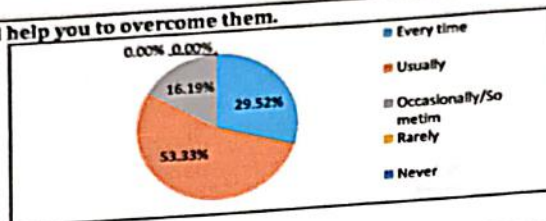
**12 The teachers identify your strengths and encourage you with providing right level of challenges.**

	Count	Percentage
Fully	37	35.24%
Reasonably	47	44.76%
Partially	20	19.05%
Slightly	0	0.00%
Unable to	0	0.00%



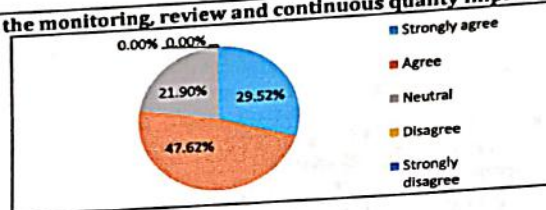
**13 Teachers are able to identify your weaknesses and help you to overcome them.**

	Count	Percentage
Every time	31	29.52%
Usually	56	53.33%
Occasionally/Sometim	17	16.19%
Rarely	0	0.00%
Never	0	0.00%



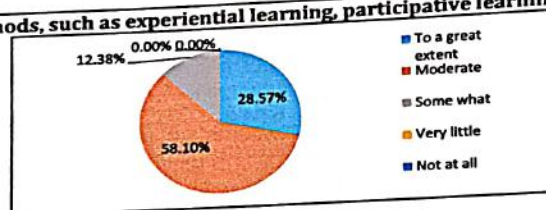
**14 The institution makes effort to engage students in the monitoring, review and continuous quality improvement of the**

	Count	Percentage
Strongly agree	31	29.52%
Agree	50	47.62%
Neutral	23	21.90%
Disagree	0	0.00%
Strongly disagree	0	0.00%



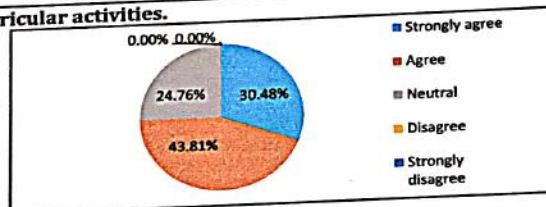
**15 The institution/ teachers use student centric methods, such as experiential learning, participative learning and**

	Count	Percentage
To a great extent	30	28.57%
Moderate	61	58.10%
Some what	13	12.38%
Very little	0	0.00%
Not at all	0	0.00%



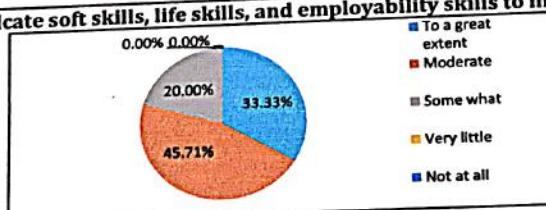
**16 Teachers encourage you to participate in extracurricular activities.**

	Count	Percentage
Strongly agree	32	30.48%
Agree	46	43.81%
Neutral	26	24.76%
Disagree	0	0.00%
Strongly disagree	0	0.00%



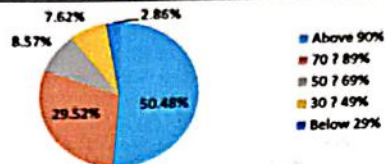
**17 Efforts are made by the institute/teachers to inculcate soft skills, life skills, and employability skills to make you**

	Count	Percentage
To a great extent	35	33.33%
Moderate	48	45.71%
Some what	21	20.00%
Very little	0	0.00%
Not at all	0	0.00%



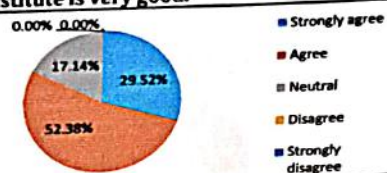
18 What percentage of teachers use ICT tools such as LCD projector, Multimedia, etc. while teaching.

	Count	Percentage
Above 90%	53	50.48%
70 ? 89%	31	29.52%
50 ? 69%	9	8.57%
30 ? 49%	8	7.62%
Below 29%	3	2.86%



19 The overall quality of the teaching-learning process in your institute is very good.

	Count	Percentage
Strongly agree	31	29.52%
Agree	55	52.38%
Neutral	18	17.14%
Disagree	0	0.00%
Strongly disagree	0	0.00%



No suggestions

Signature of the Coordinator

Head of the Department  
Civil Engineering  
Madanapalle Institute of  
Technology & Science  
Madanapalle - 517 325



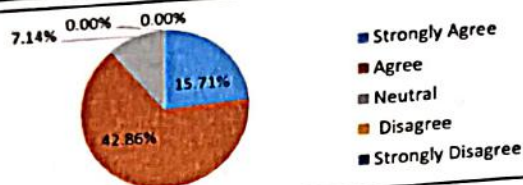
**DEPARTMENT OF CIVIL ENGINEERING**

**Feedback on Curriculum, Teaching & Learning from Students for AY 2022-23**

Total N.o of Responses: **70**

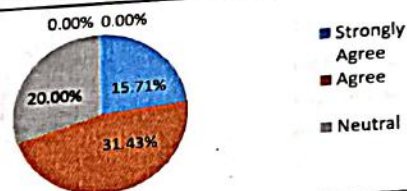
**1 The Syllabus of each course was**

Syllabus	Count	Percentage
Strongly Agree	11	15.71%
Agree	30	42.86%
Neutral	5	7.14%
Disagree	0	0.00%
Strongly Disagree	0	0.00%



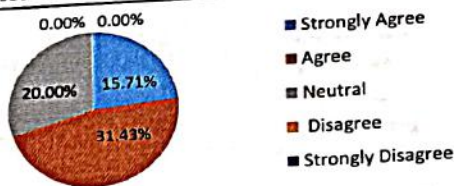
**2 The depth of the course content is adequate in relation to the expected Course Outcomes(COs)**

	Count	Percentage
Strongly Agree	11	15.71%
Agree	22	31.43%
Neutral	14	20.00%
Disagree	0	0.00%
Strongly Disagree	0	0.00%



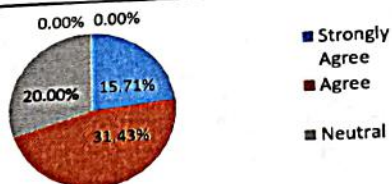
**3 Opinion about library/textbooks/E-learning resources and facilities on the course**

	Count	Percentage
Strongly Agree	11	15.71%
Agree	22	31.43%
Neutral	14	20.00%
Disagree	0	0.00%
Strongly Disagree	0	0.00%



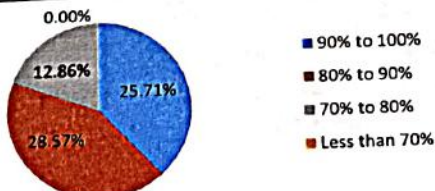
**4 Knowledge/Skills acquired from theory/practical/project work to meet industry needs**

	Count	Percentage
Strongly Agree	11	15.71%
Agree	22	31.43%
Neutral	14	20.00%
Disagree	0	0.00%
Strongly Disagree	0	0.00%



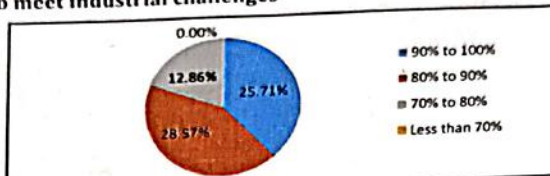
**5 Syllabus coverage with proper sequencing**

	Count	Percentage
90% to 100%	18	25.71%
80% to 90%	20	28.57%
70% to 80%	9	12.86%
Less than 70%	0	0.00%



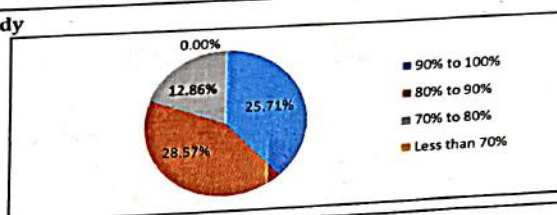
**6 Syllabus equipped with necessary technical skills to meet industrial challenges**

	Count	Percentage
Strongly Agree	10	14.29%
Agree	23	32.86%
Neutral	14	20.00%
Disagree	0	0.00%
Strongly Disagree	0	0.00%



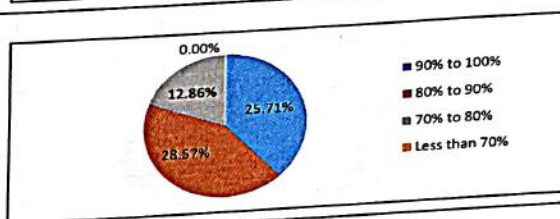
**7 Relevance of course contents in the program of study**

	Count	Percentage
Strongly Agree	10	14.29%
Agree	23	32.86%
Neutral	14	20.00%
Disagree	0	0.00%
Strongly Disagree	0	0.00%



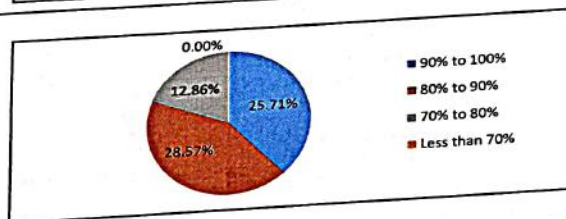
**8 Process of Internal & External Assessment**

	Count	Percentage
Strongly Agree	10	14.29%
Agree	23	32.86%
Neutral	14	20.00%
Disagree	0	0.00%
Strongly Disagree	0	0.00%



**9 Provision for self learning/project based learning**

	Count	Percentage
Strongly Agree	8	11.43%
Agree	23	32.86%
Neutral	14	20.00%
Disagree	0	0.00%
Strongly Disagree	0	0.00%



Faculty Incharge

HOD

**Head of the Department**  
**Civil Engineering**  
**Madanapalle Institute of**  
**Technology & Science**  
**MADANAPALLE - 517 325**





**MADANAPALLE INSTITUTE OF TECHNOLOGY & SCIENCE**  
(UGC-AUTONOMOUS INSTITUTION)  
Affiliated to JNTUA, Ananthapuram & Approved by AICTE, New Delhi  
NAAC Accredited with A+ Grade, NIRF India Rankings 2024 - Band: 201-300 (Engg.)  
NRA Accredited - B.Tech. (CIVIL, CSE, ECE, EEE, MECH, EST), MBA & MCA



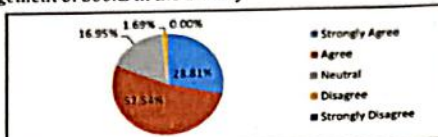
**DEPARTMENT OF CIVIL ENGINEERING**

**Student Feedback Form on Facilities for AY 2022 - 23**

Total No. of Responses: **59**

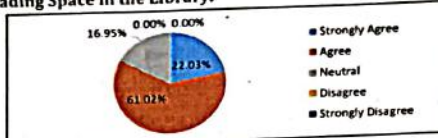
**1 Rate the level of satisfaction with the cataloging and arrangement of books in the Library**

	Count	Percentage
Strongly Agree	17	28.81%
Agree	31	52.54%
Neutral	10	16.95%
Disagree	1	1.69%
Strongly Disagree	0	0.00%



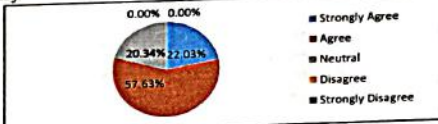
**2 Rate the level of satisfaction with the available Books & Reading Space in the Library.**

	Count	Percentage
Strongly Agree	13	22.03%
Agree	36	61.02%
Neutral	10	16.95%
Disagree	0	0.00%
Strongly Disagree	0	0.00%



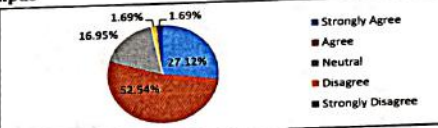
**3 Rate the number of titles in subject availability in the Library**

	Count	Percentage
Strongly Agree	13	22.03%
Agree	34	57.63%
Neutral	12	20.34%
Disagree	0	0.00%
Strongly Disagree	0	0.00%



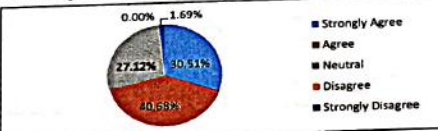
**4 Rate the Services of Book Store / Xerox facilities in our Campus**

	Count	Percentage
Strongly Agree	16	27.12%
Agree	31	52.54%
Neutral	10	16.95%
Disagree	1	1.69%
Strongly Disagree	1	1.69%



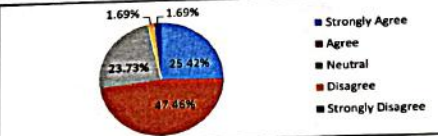
**5 Rate the availability of computers in computer center as and when you require**

	Count	Percentage
Strongly Agree	18	30.51%
Agree	24	40.68%
Neutral	16	27.12%
Disagree	0	0.00%
Strongly Disagree	1	1.69%



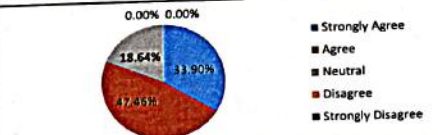
**6 Rate the availability of educational online resources in the Library**

	Count	Percentage
Strongly Agree	15	25.42%
Agree	28	47.46%
Neutral	14	23.73%
Disagree	1	1.69%
Strongly Disagree	1	1.69%



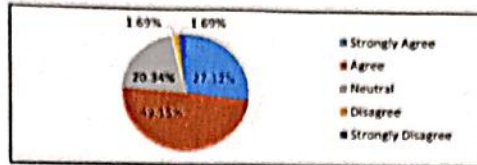
**7 Rate the ambience of classrooms and laboratory in the department**

	Count	Percentage
Strongly Agree	20	33.90%
Agree	28	47.46%
Neutral	11	18.64%
Disagree	0	0.00%
Strongly Disagree	0	0.00%



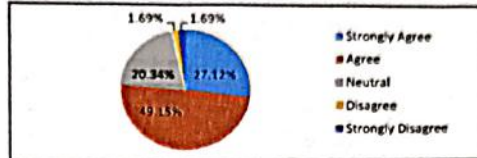
8 Rate the cleanness of washrooms

	Count	Percentage
Strongly Agree	16	27.12%
Agree	29	49.15%
Neutral	12	20.34%
Disagree	1	1.69%
Strongly Disagree	1	1.69%



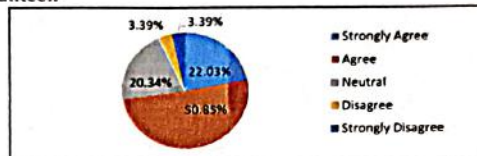
9 Rate the RO Drinking water facility available in the campus

	Count	Percentage
Strongly Agree	16	27.12%
Agree	29	49.15%
Neutral	12	20.34%
Disagree	1	1.69%
Strongly Disagree	1	1.69%



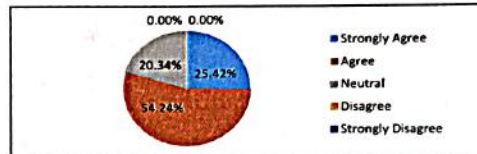
10 Rate the level of satisfaction food served in the present Canteen

	Count	Percentage
Strongly Agree	13	22.03%
Agree	30	50.85%
Neutral	12	20.34%
Disagree	2	3.39%
Strongly Disagree	2	3.39%



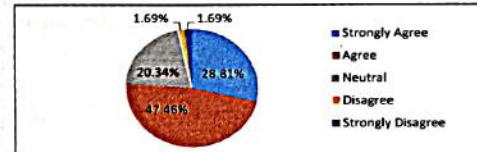
11 Rate the Students Clubs in the Campus

	Count	Percentage
Strongly Agree	15	25.42%
Agree	32	54.24%
Neutral	12	20.34%
Disagree	0	0.00%
Strongly Disagree	0	0.00%



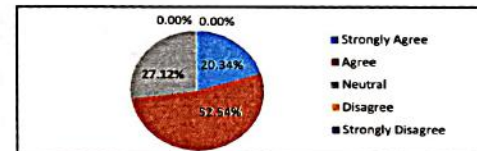
12 Rate the Student Welfare Office is Helpful to you

	Count	Percentage
Strongly Agree	17	28.81%
Agree	28	47.46%
Neutral	12	20.34%
Disagree	1	1.69%
Strongly Disagree	1	1.69%



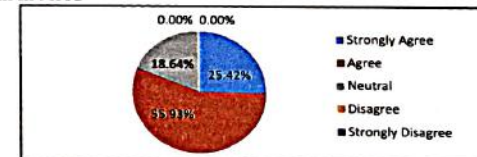
13 Rate your view on Social Services offered by MITS

	Count	Percentage
Strongly Agree	12	20.34%
Agree	31	52.54%
Neutral	16	27.12%
Disagree	0	0.00%
Strongly Disagree	0	0.00%



14 Rate your opinion on Grievance and redressal mechanism in MITS

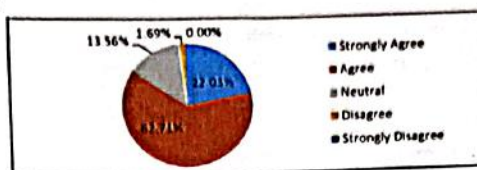
	Count	Percentage
Strongly Agree	15	25.42%
Agree	33	55.93%
Neutral	11	18.64%
Disagree	0	0.00%
Strongly Disagree	0	0.00%





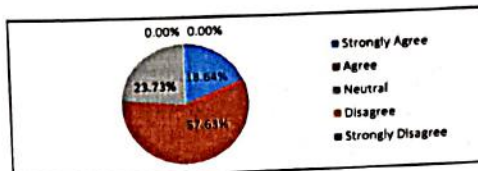
15 Rate the functioning of Training & Placement Cell In MITS

	Count	Percentage
Strongly Agree	13	22.03%
Agree	37	62.71%
Neutral	8	13.56%
Disagree	1	1.69%
Strongly Disagree	0	0.00%



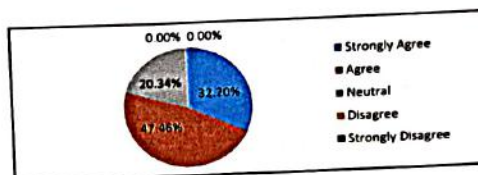
16 Rate the working condition of Laboratory Equipments

	Count	Percentage
Strongly Agree	11	18.64%
Agree	34	57.63%
Neutral	14	23.73%
Disagree	0	0.00%
Strongly Disagree	0	0.00%



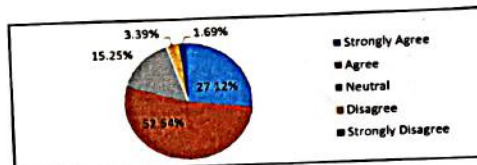
17 Rate the NSS / NCC Activities of MITS

	Count	Percentage
Strongly Agree	19	32.20%
Agree	28	47.46%
Neutral	12	20.34%
Disagree	0	0.00%
Strongly Disagree	0	0.00%



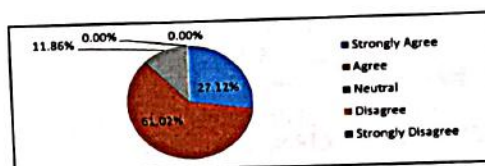
18 Rate the Hostel Facilities in MITS

	Count	Percentage
Strongly Agree	16	27.12%
Agree	31	52.54%
Neutral	9	15.25%
Disagree	2	3.39%
Strongly Disagree	1	1.69%



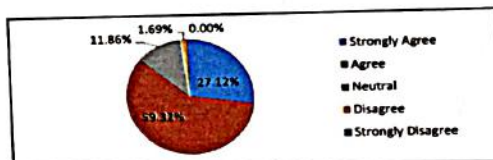
19 Rate the Medical Facilities in MITS Campus

	Count	Percentage
Strongly Agree	16	27.12%
Agree	36	61.02%
Neutral	7	11.86%
Disagree	0	0.00%
Strongly Disagree	0	0.00%



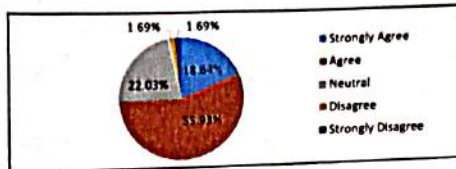
20 Rate The Transportation Facilities in MITS

	Count	Percentage
Strongly Agree	16	27.12%
Agree	35	59.32%
Neutral	7	11.86%
Disagree	1	1.69%
Strongly Disagree	0	0.00%



## 21 Rate The Sports Facilities In MITS

	Count	Percentage
Strongly Agree	11	18.64%
Agree	33	55.93%
Neutral	13	22.03%
Disagree	1	1.69%
Strongly Disagree	1	1.69%



### remarks\_suggest

I want Handball Court for sports
We need badminton court
All Good
We want shuttle court
We need badminton
Basket ball court
Basketball,
Tennis
We need badminton court.
No
Provide Volleyball kit
Cricket couch, all requirements
NA
Need volleyball court
We want more games
Proper bat menten Court.
No
No
No

Faculty in Charge

HOD / CIVIL

Head of the Department  
Civil Engineering  
Madanapalle Institute of  
Technology & Science  
MADANAPALLE - 517 325



Number of respondents

4

Level of understanding of the Management principles and application of the same in design/  
 1 analysis/problem solving

	Count	Percentage
Excellent	2	50.00%
Good	1	25.00%
Average	1	25.00%
Poor	0	0.00%
Very Poor	0	0.00%

2 Willingness to learn new technology and adopt new ideas to meet the workplace challenges

	Count	Percentage
Excellent	2	50.00%
Good	2	50.00%
Average	0	0.00%
Poor	0	0.00%
Very Poor	0	0.00%

3 Ability to work with a team

	Count	Percentage
Excellent	2	50.00%
Good	2	50.00%
Average	0	0.00%
Poor	0	0.00%
Very Poor	0	0.00%

4 Verbal & Written communication skills

	Count	Percentage
Excellent	3	75.00%
Good	1	25.00%
Average	0	0.00%
Poor	0	0.00%
Very Poor	0	0.00%

5 Ability to take independent decisions

	Count	Percentage
Excellent	2	50.00%
Good	1	25.00%
Average	1	25.00%
Poor	0	0.00%
Very Poor	0	0.00%

6 Inclination towards needs of the society

	Count	Percentage
Excellent	3	75.00%
Good	0	0.00%
Average	1	25.00%
Poor	0	0.00%
Very Poor	0	0.00%

7 Your overall satisfaction with the performance of our graduates

	Count	Percentage
Excellent	2	50.00%
Good	1	25.00%
Average	1	25.00%
Poor	0	0.00%
Very Poor	0	0.00%

8 Respect for human values & Ethics

	Count	Percentage
Excellent	3	75.00%
Very Good	0	0.00%
Good	1	25.00%
Average	0	0.00%
Poor	0	0.00%

9 Leadership/Managerial Skills

	Count	Percentage
Excellent	2	50.00%
Good	1	25.00%
Average	1	25.00%
Poor	0	0.00%
Very Poor	0	0.00%

10 Suggestions for Enrichment of Curriculum,if any

Count	Percentage
-------	------------

*S.S.*

*S. Q. Par*  
Head of the Department  
Civil Engineering  
Madanapalle Institute of  
Technology & Science  
MADANAPALLE - 517 325